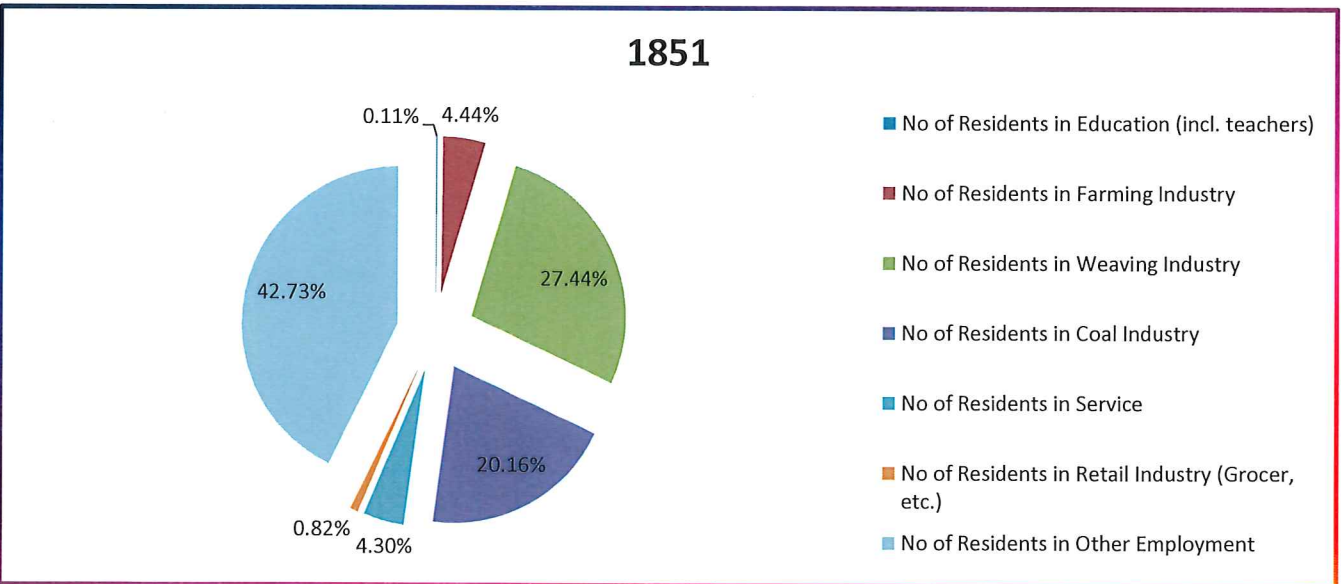
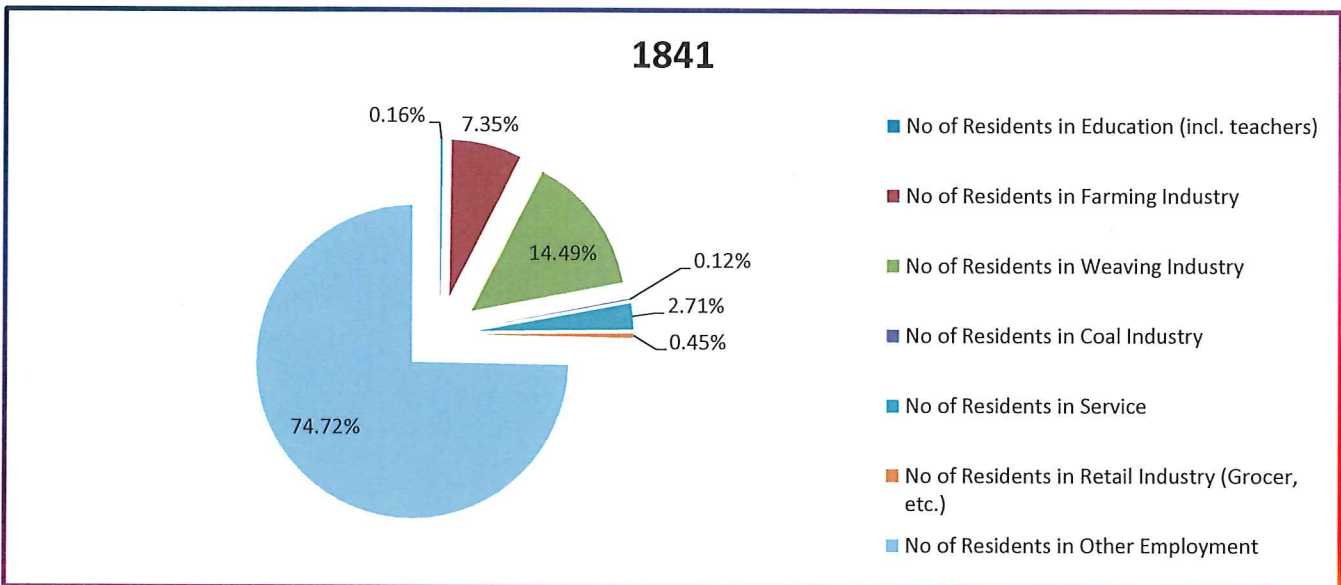


**Summary of Stonehouse Employment Breakdown  
1841 - 1891  
(Extracted from Stonehouse Heritage Group Census Database)**

	1841	1851	1861	1871	1881	1891
N <sup>o</sup> of Residents in Education (incl. teachers)	4	3	4	11	13	16
N <sup>o</sup> of Residents in Farming Industry	179	124	146	91	85	124
N <sup>o</sup> of Residents in Weaving Industry	353	766	971	641	503	797
N <sup>o</sup> of Residents in Coal Industry	3	563	670	517	462	771
N <sup>o</sup> of Residents in Service	66	120	105	135	137	116
N <sup>o</sup> of Residents in Retail Industry (Grocer, etc.)	11	23	34	57	56	60
N <sup>o</sup> of Residents in Other Employment	1821	1193	1386	1784	1971	1574

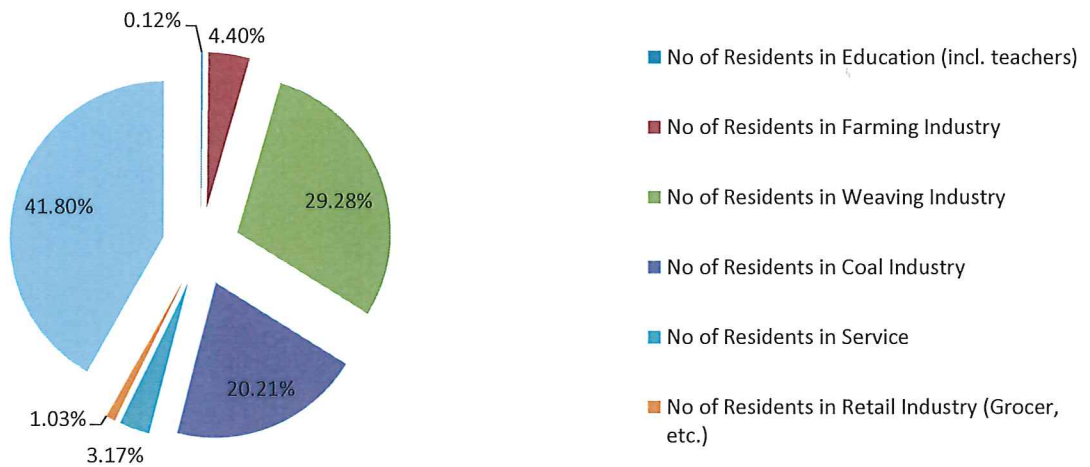


**Summary of Stonehouse Employment Breakdown  
1841 - 1891  
(Extracted from Stonehouse Heritage Group Census Database)**

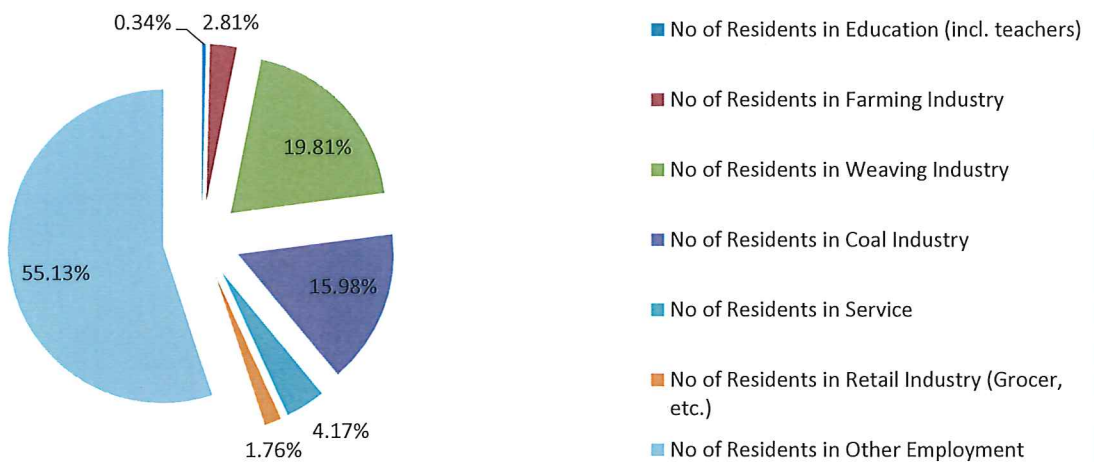
	1841	1851	1861	1871	1881	1891
--	------	------	------	------	------	------

N° of Residents in Education (incl. teachers)	4	3	4	11	13	16
N° of Residents in Farming Industry	179	124	146	91	85	124
N° of Residents in Weaving Industry	353	766	971	641	503	797
N° of Residents in Coal Industry	3	563	670	517	462	771
N° of Residents in Service	66	120	105	135	137	116
N° of Residents in Retail Industry (Grocer, etc.)	11	23	34	57	56	60
N° of Residents in Other Employment	1821	1193	1386	1784	1971	1574

**1861**



**1871**

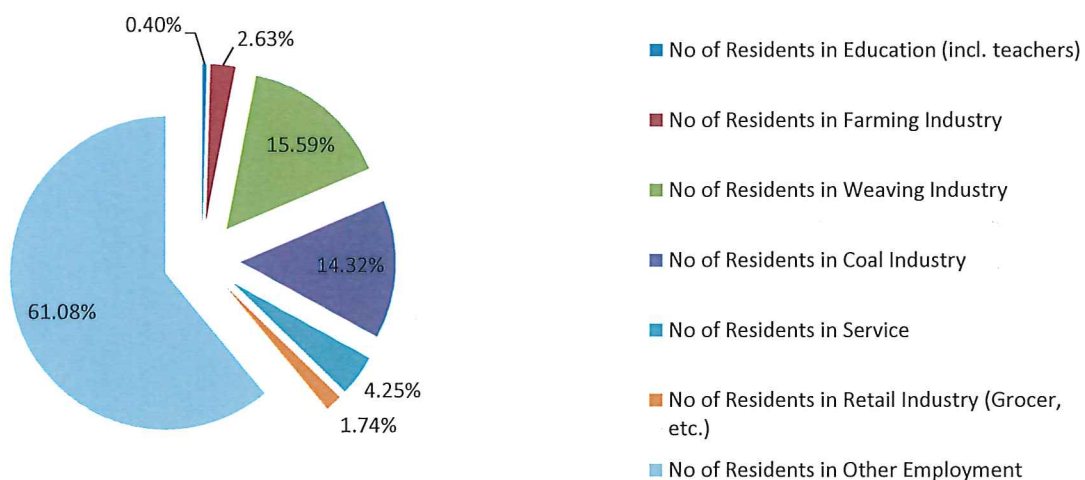


**Summary of Stonehouse Employment Breakdown  
1841 - 1891  
(Extracted from Stonehouse Heritage Group Census Database)**

1841	1851	1861	1871	1881	1891
------	------	------	------	------	------

N° of Residents in Education (incl. teachers)	4	3	4	11	13	16
N° of Residents in Farming Industry	179	124	146	91	85	124
N° of Residents in Weaving Industry	353	766	971	641	503	797
N° of Residents in Coal Industry	3	563	670	517	462	771
N° of Residents in Service	66	120	105	135	137	116
N° of Residents in Retail Industry (Grocer, etc.)	11	23	34	57	56	60
N° of Residents in Other Employment	1821	1193	1386	1784	1971	1574

**1881**



**1891**

